



plettac Aluminium Rolling Towers



LOGIC · EASY · BETTER

www.plettac-asso.de

Issue 04/2013

The plettac rolling tower family

With the plettac Aluminium Rolling Towers Altrad plettac assco offers flexible and sophisticated product line. There is a light type series as well as a middle and a big one. They guarantee subject to the purpose of use and optimistic economic solution for each access problem.

The light type series is called alu quick 80 and is characterized by easiest erection and handling in enclosed areas.

The middle type series alu star 80 has a greater working platform and is by means of mobile beams of attachment of ballast able to reach higher working heights. The rolling towers of the type series alu star 140 offer in addition to the described advantages a working platform almost double in size of 1,40 m x 2,60 m.

With these plettac Aluminium Rolling Towers the professional user gets longevity and high quality products that can be used in enclosed areas and in the open.

All plettac Aluminium Rolling Towers are manufactured according to the quality aspects of the DIN EN 1004.

Always request your specific Instruction Manual, local Health and Safety regulations and take care that you erect or use the rolling tower according to this.

Directory

Type Overview	Page 4 - 5
Advantages in Detail	Page 6 - 7
alu quick 80	Page 8 - 9
alu star 80	Page 10 - 11
alu star 140	Page 12 - 13
Main components	Page 14 - 18
Supplementary Components	Page 19

Type Overview

Choose your customised scaffolding

alu quick 80

Working space: 0,75 m x 1,80 m

With our light type series you have advantages when quick movements through doors and easiest handling are necessary. By its foldable and handy unit the transport is near child's play. In spite of that a working platform of 1,80 m x 0,60 m is available with space for easy working. The working heights can be chosen quite flexible on demand by fixing the platform into one of the ladder steps every 25 cm. A small number of items and fast setup time are other facts that support working with the alu quick 80.

The load capacity is 1.00 kN/m².



alu star 80

Working space: 0,75 m x 2,60 m

With the alu star 80 you achieve the greatest heights according to DIN EN 1004. Already with the basic version you start with a working height from 4,60 m. The distance of the ladder steps is 25 cm and allows quite flexible adjustment of the access decks that meet all demanding requirements. Reasonably priced light-weight aluminium frames with specially treated plywood, thus providing nonskid and water resistant surface are available as working platform 2,60 m x 0,60 m. The mobile beams for extension of the rolling towers basis enable work in greater heights either with ladder frames in the middle position or at the side position to work at walls. In addition with the handy 10,6 kg ballast blocks you also achieve the necessary safety for higher towers used outside.



alu star 140

Working space: 1,40 m x 2,60 m

Some work requires a bigger working platform in terms of safety or for economic reasons. With the plettac alu star 140 we offer a nearly double sized working platform of 1,40 m x 2,60 m to you. Maximal heights can be reached according to the DIN EN 1004 if used in the open or inside closed rooms.

Advantages in Detail

Sophisticated technique
for optimised and safe work



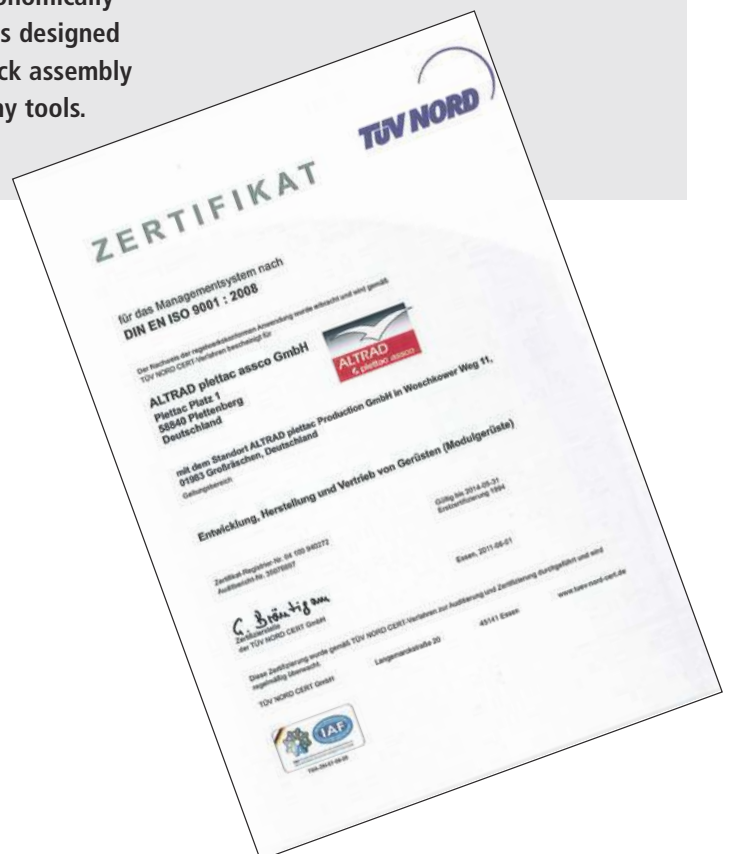
A characteristic aspect for the plettac alu star series is the aluminum die casting claw for the quick and effective combination of ladder frames with guard rails and diagonals. The improvement makes erection and dismantling much easier and reduces assembly times. The steps of the ladder frames are manufactured with special profiled nonskid tubes and are used for interior access.



The spindle of the castor 11.9 kN is equipped with an outer ring that improves the height adjustment a lot. At the same time it protects against injuries by edges and ridges.



The handy 10,6 kg ballast blocks enable the safety of stability in case of greater heights. The ergonomically star handle nut is designed for easy and quick assembly without using any tools.





Mobile beams are the safe basis for working at greater heights and outside. To use your rolling towers for different situations you can choose between different types of mobile beams, either the standard beams or telescopic versions.



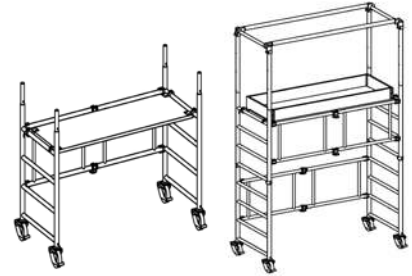
Only one castor for all plettac aluminium rolling towers independent from the erection height. The enables the castor 11.9 kN with a wheel diameter of 200 mm. The high quality castor with double break action increases the stability of the rolling tower.

Especially in case of rolling towers the design and professional solutions in details show whether the work is felt uncomfortable or convenient. A small number of light and handy items, flexible use, quick erection and dismantling proofed stability also in greater heights, tough and durable, tested safety - that are the attributed a modern rolling tower system should have to cover the users expectations.

The plettac rolling towers fulfill this demand completely and make it one of the most experienced systems in the market. From the three type series with different working platforms and heights the user can choose his optimal version up to a height of 14 m.

alu quick 80

Working space	0,75 m x 1,80 m
Max. Working height	
In the open	4,00 m
In closed rooms	4,00 m
Load capacity	1 kN/m ²



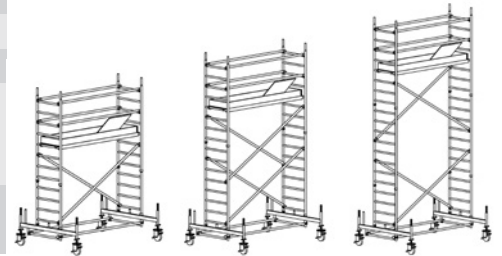
Scaffold Type/Code			5S FQ8 03000	5S FQ8 04000
	Working height in m		3,00	4,00
	Scaffold height in m		1,35	3,05
	Standing height in m		1,00	2,00
Components	Code	Weight [kg]		
Al-fold away unit quick, L180, B80	5F FQ8 80300	16,00	1	2
Platform quick, L180, B60	5F FQN 05000	14,60	1	1
Al-guard rail frame quick, H86, B80	5F FQ8 18000	3,50	0	2
Alu-guard rail quick L180	5F FQ8 08000	1,90	0	2
Al-toeboard quick, L161	5F FQN 20000	1,70	0	2
Alu-Querbordbrett L60	5F FNN 22000	0,80	0	2
Castor 3,0 kN, Ø 150, H33, w. connection	3Z LKR 15106	2,50	4	4
Special bolt M10 x 60 w. nut	3Z SES 01001	0,05	4	4
Spring Clip	3Z FED 30100	0,10	0	8
Total weight: [kg]			40,80	73,40



New Design!

alu star 80 with mobile beam

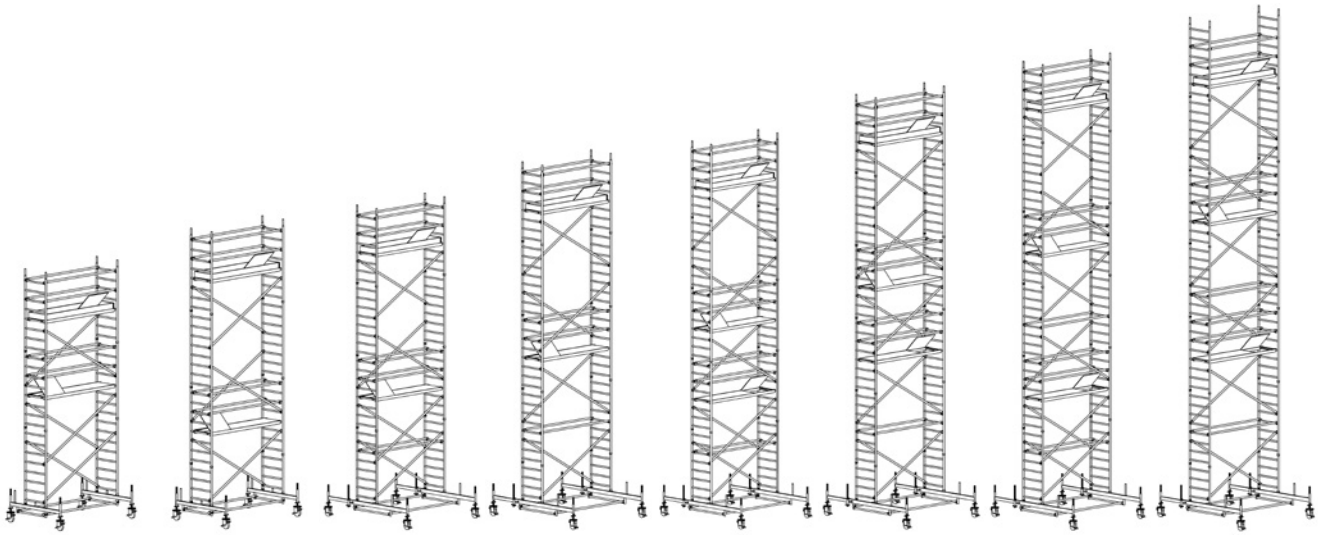
Working space	0,75 m x 2,60 m
Length of mobile beam	1,85 m
Length of mobile beam, telescopic	2,28 m - 3,22 m
Max. Working height	
In the open	10,00 m
In closed rooms	14,00 m
Load capacity	2 kN/m ² , Load class 3 according to DIN EN 1004



Scaffold Type/Code			5S FA8 04AFA	5S FA8 05IFA	5S FA8 06IFA
	Working height m		4,50	5,50	6,50
	Scaffold height m		3,75	4,75	5,75
	Standing height m		2,50	3,50	4,50
Components	Code	Weight [kg]			
Al-ladder frame W100, H80 incl. 2 spring clips	5F FA8 02001	5,20	2	0	2
Al-ladder frame W80, H200 incl. 2 spring clips	5F FA8 02000	9,60	2	4	4
Acces deck L260, W61, w. hatch	5F FAN 07500	22,00	1	1	1
Al-guard rail, L260	5F FAN 08001	2,60	5	5	5
A-diagonal L300	5F FAN 09001	2,90	2	4	4
Mobile beam, L180 w. entry bail	5F FA8 03501	16,70	2	2	2
Base ledger star, L260 half coupler with star handle nut	5F FAN 10000	9,20	1	1	1
Al-toebard star, L246	5F FAN 21000	2,60	2	2	2
Al-end toeboard, L60	5F FNN 22000	0,80	2	2	2
Castor 11,9 kN, Ø 200, w. spindle L60	5F SOG 84000	9,00	4	4	4
Mobile beam, L228, telescopic w. entry bail	5F FAN 03500	43,50	0	0	0
Total weight [kg]			155,80	170,40	180,80

Ballast block Used inside closed rooms	5F00 457205 centric assembly lateral assembly	10,60	0 0	0 2	0 8 (0)
Use in the open	centric assembly lateral assembly		0 0	0 6	8 (0) 14 (4)
Supplementary Equipment					
Counter nut, L15, for mobile beam	5F FAN 030 00	0,80	4	4	4

Necessary ballast weight is not included in price. Regarding the ballast please attend the Instruction Manual.
* = Erection not permitted, x = max. permissible standing height 8,00 m.



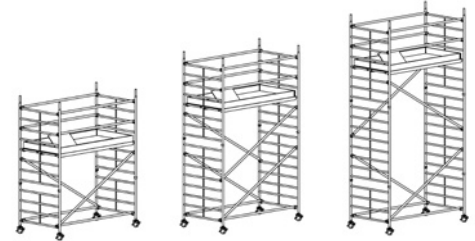
5S FA8 07IFA	5S FA8 08IFA	5S FA8 29ATA	5S FA8 30ITA	5S FA8 31ITA	5S FA8 32ITA	5S FA8 33ITA	5S FA8 34ITA
7,50	8,50	9,50	10,50	11,50	12,50	13,50	14,00
6,75	7,75	8,75	9,75	10,75	11,75	12,75	13,25
5,50	6,50	7,50	8,50	9,50	10,50	11,50	12,00
0	2	0	2	0	2	0	2
6	6	8	8	10	10	12	12
2	2	2	2	3	3	3	3
9	9	11	11	15	15	17	17
6	6	8	8	10	10	12	12
2	2	0	0	0	0	0	0
1	1	1	1	1	1	1	1
2	2	2	2	2	2	2	2
2	2	2	2	2	2	2	2
4	4	4	4	4	4	4	4
0	0	2	2	2	2	2	2
227,80	233,60	307,00	317,40	364,40	374,80	394,60	405,00

0	4 (0)	0	0	0	0	0	4
10 (2)	14 (6)	10	14	18	22	0	30
16 (0)	24 (0)	4	8x	*	*	0	*
24 (16)	32 (24)	38	42x	*	*	4	*
4	4	4	4	4	4	4	4

New Design!

alu star 140 with mobile beam

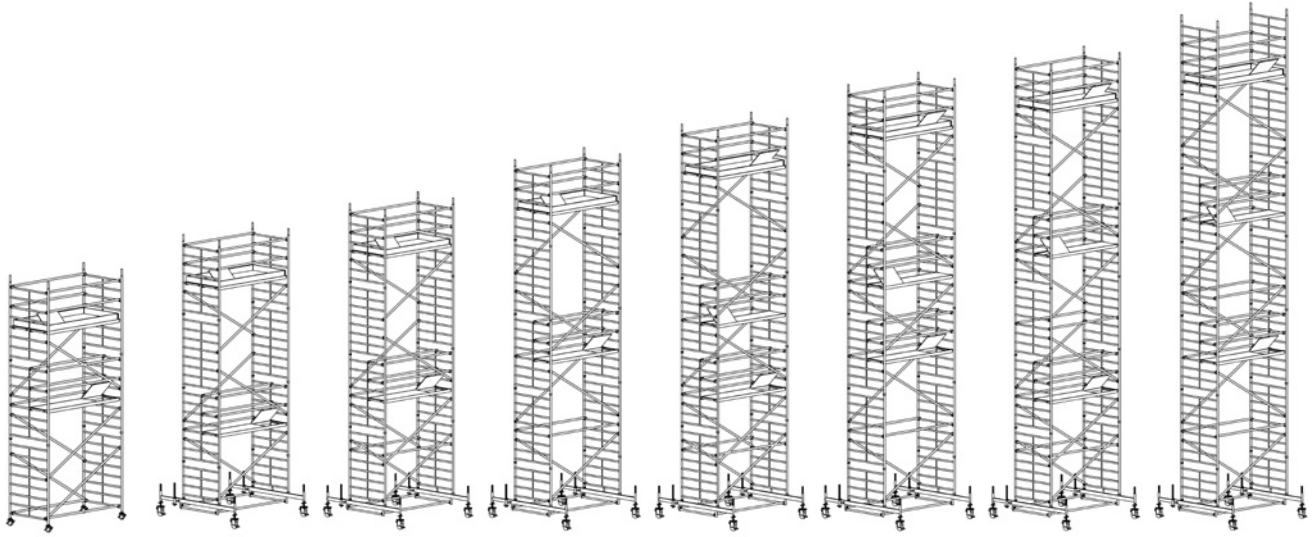
Working space	1,40 m x 2,60 m
Length of mobile beam, telescopic	2,28 m - 3,22 m
Max. Working height	
In the open	10,00 m
In closed rooms	14,00 m
Load capacity	2 kN/m ² , Load class 3 according to DIN EN 1004



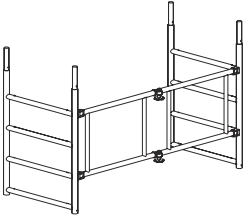

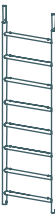
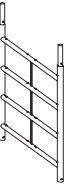
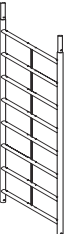
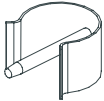

Scaffold Type/Code			5S FA1 24IOA	5S FA1 25IOA	5S FA1 26IOA
	Working height m		4,10	5,10	6,10
	Scaffold height m		3,35	4,35	5,35
	Standing height m		2,10	3,10	4,10
Components	Code	Weight [kg]			
Al-ladder frame, W100, H140 incl. 2 spring clips	5F FA1 04001	7,40	2	0	2
Al-ladder frame, W140, H200 incl. 2 spring clips	5F FA1 04000	14,00	2	4	4
Access deck, L260, W61, w. hatch	5F FAN 07500	22,00	1	1	1
Deck L260, W61 w/o hatch	5F FAN 06500	22,00	1	1	1
Al-Guard rail, L260	5F FAN 08001	2,60	6	6	6
Al-diagonal, L300	5F FAN 09001	2,90	2	4	4
Mobile beam, L228 telescopic w. entry bail	5F FAN 03500	43,50	0	0	0
Base ledger star, L260 half coupler w. star handle nut	5F FAN 10000	9,20	0	0	0
Al-toeboard, L246	5F FAN 21000	2,60	2	2	2
Al-end toeboard, L121	5F FNN 22001	1,50	2	2	2
Castor 3,0 kN, Ø150 H33, w. connection	3Z LKR 15106	2,50	4	4	4
Special bold M10 x 60 w. nut	3Z SES 01001	0,05	4	4	4
Castor 11,9 kN, Ø 200, w. spindle L 60	5F SOG 84000	9,00	0	0	0
Total weight: [kg]			126,60	145,60	160,40

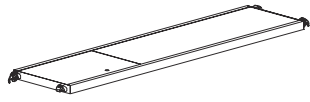

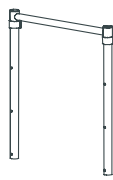
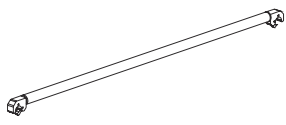


Ballast block Used inside closed rooms	5F00 457205 centric assembly lateral assembly	10,60	0 -	8 (0) -	12 (0) -
Use in the open	centric assembly lateral assembly		4 -	12 (0) -	20 (0) -
Supplementary Equipment					
Counter nut, L15, for mobile beam	5F FAN 030 00	0,80	0	0	0

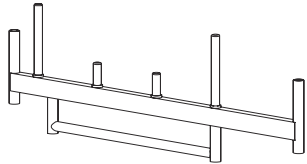
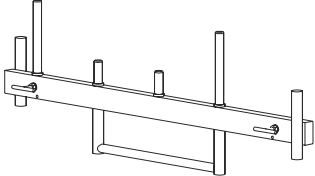
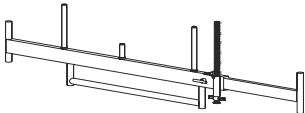
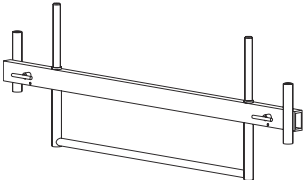
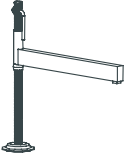
Necessary ballast weight is not included in price. Regarding the ballast please attend the Instruction Manual.
 * = Erection not permitted, x = max. permissible standing height 8,00 m.
 ° = Erection only with castor 11,9 kN.

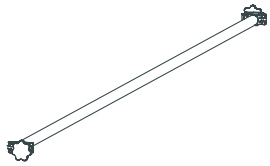


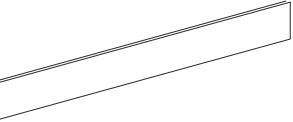

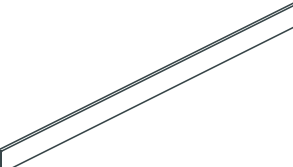

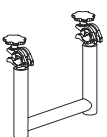


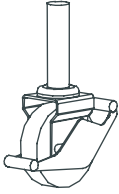
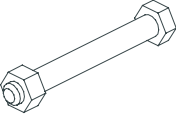



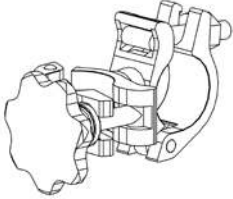
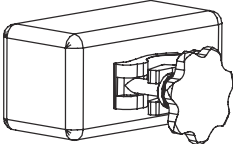
5S FA1 27IOA	5S FA1 28ATA	5S FA1 29ITA	5S FA1 30ITA	5S FA1 31ITA	5S FA1 32ITA	5S FA1 33ITA	5S FA1 34ITA
7,10	8,50	9,50	10,50	11,50	12,50	13,50	14,00
6,35	7,75	8,75	9,75	10,75	11,75	12,75	13,25
5,10	6,50	7,50	8,50	9,50	10,50	11,50	12,00
0	2	0	2	0	2	0	2
6	6	8	8	10	10	12	12
2	2	2	2	3	3	3	3
1	1	1	1	1	1	1	1
11	10	12	12	17	17	19	19
6	6	8	8	10	10	12	12
0	2	2	2	2	2	2	2
0	1	1	1	1	1	1	1
2	2	2	2	2	2	2	2
2	2	2	2	2	2	2	2
4	0	0	0	0	0	0	0
4	0	0	0	0	0	0	0
0	4	4	4	4	4	4	4
214,40	348,60	372,80	387,60	441,60	456,40	480,60	495,40
12 (0)	0	0	0	0	0	0	0
-	0	0	2	2	6	8	8
32 (0)	8	16	20x	*	*	*	*
-	10	18	20x	*	*	*	*
0	4	4	4	4	4	4	4

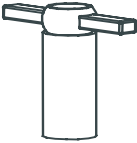

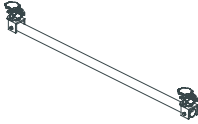
Description/Comments	Picture	Measure m	Weight kg	Code
<p>Main Components</p> <p>Al-fold away unit L180, W80</p> <p>Foldable, with nonskid ladder steps incl. 4 spring clips for type alu quick 80</p>		<p>Length 1,80 Height 1,00 Width 0,75</p>	<p>16,00</p>	<p>5F FQ8 803 00</p>
<p>Al-ladder frame star H100, W80</p> <p>Nonskid ladder steps incl. 2 spring clips for type alu star 80</p>		<p>Height 1,00 Width 0,75</p>	<p>5,20</p>	<p>5F FA8 020 01</p>
<p>Al-ladder frame star H200, W80</p> <p>Nonskid ladder steps incl. 2 spring clips for type alu star 80</p>		<p>Height 2,00 Width 0,75</p>	<p>9,60</p>	<p>5F FA8 020 00</p>
<p>Al-ladder frame star H100, W140</p> <p>Nonskid ladder steps incl. 2 spring clips for type alu star 140</p>		<p>Height 1,00 Width 1,35</p>	<p>7,40</p>	<p>5F FA1 040 01</p>
<p>Al-ladder frame star H200, W140</p> <p>Nonskid ladder steps incl. 2 spring clips for type alu star 140</p>		<p>Height 2,00 Width 1,35</p>	<p>14,00</p>	<p>5F FA1 040 00</p>
<p>Spring clip</p> <p>Steel galvanised, two secure the ladder frames</p>			<p>0,10</p>	<p>3Z FED 301 00</p>
<p>Working platform quick L180, W60</p> <p>Made of timber, with steel receivers for type alu quick 80</p>		<p>Length 1,80 Width 0,60</p>	<p>14,60</p>	<p>5F FQN 050 00</p>

Description/Comments	Picture	Measure m	Weight kg	Code
<p>Access deck, working platform L260, W61 w. hatch</p> <p>Aluminium frame with laminated plywood surface for type alu star 80, 140</p>		<p>Length 2,60 Width 0,61</p>	<p>22,00</p>	<p>5F FAN 075 00</p>
<p>Deck, L260, W61 working platform, w/o hatch</p> <p>Aluminium frame with laminated plywood surface for type alu star 140</p>		<p>Length 2,60 Width 0,61</p>	<p>22,00</p>	<p>5F FAN 065 00</p>
<p>Alu-guard rail frame H86, W80</p> <p>To build the required side protection; consisting of 2 posts and 1 transom tube for type alu quick 80</p>		<p>Width 0,75 Height 0,86</p>	<p>3,50</p>	<p>5F FQ8 180 00</p>
<p>Alu-guard rail, L180</p> <p>To build the required side protection for type alu quick 80</p>		<p>Length 1,80</p>	<p>1,90</p>	<p>5F FQ8 080 00</p>
<p>Alu-guard rail, L260</p> <p>To build the required side protection for type alu star 80, 140</p>		<p>Length 2,60</p>	<p>2,60</p>	<p>5F FAN 080 01</p>
<p>Al-diagonal, L300</p> <p>To reinforce the ladder frame for type alu star 80, 140</p>		<p>Length 3,00</p>	<p>2,90</p>	<p>5F FAN 090 01</p>

Description/Comments	Picture	Measure m	Weight kg	Code
<p>Mobile beam L180, w. entry bail</p> <p>Steel rectangular tube, hot-dip galvanised for extension of the base of alu star 80 towers up to a working height of 8.60 m for type alu star 80</p>		Length 1,80	16,70	5F FA8 035 01
<p>Mobile beam, L180 for telescopes w. entry bail</p> <p>Steel rectangular tube, hot-dip galvanised, for extension of the bays of alu star 80 towers up to a working height of 8.60 m without telescopes and 14.00 m with 2 telescopes for type alu star 80</p>		Length 1,85	20,00	5F FA8 035 00
<p>Mobile beam L228, w. telescopic entry bail</p> <p>Steel rectangular tube, hot-dip galvanised, with integrated telescop, for extension of the base of alu star 80 and 140 towers up to a working height of 14.00 m for type alu star 80, 140</p>		Length 2,28	43,50	5F FAN 035 00
<p>Mobile beam L200, for telescopes w. entry bail</p> <p>Steel rectangular tube, hot-dip galvanised, for extension of the base of alu star 140 towers up to a working height of 7.60 m without telescops and 14.00 m with 2 telescopes for type alu star 140</p>		Length 2,05	22,50	5F FA1 025 00
<p>Telescop, L75 for mobile beams</p> <p>Fits to the mobile beams L 180 and L 200 for 2 telecops for type alu star 80, 140</p>		Length 0,75	7,40	5F FAN 020 00

Description/Comments	Picture	Measure m	Weight kg	Code
<p>Horizontal brace L280, half coupler w. star handle nut</p> <p>Steel hot-dip galvanised, to square the base of the mobile tower for type alu star 80</p>		Length 2,71	6,40	5F FA8 194 00
<p>Horizontal brace L320, half coupler w. star handle nut</p> <p>Steel hot-dip galvanised, to square the base of the mobile tower for type alu star 140</p>		Length 2,93	6,80	5F FA1 341 00
<p>Base ledger L260, half coupler w. star handle nut</p> <p>Steel hot-dip galvanised, to reinforce the base of the mobile tower for type alu star 80, 140</p>		Length 2,60	9,20	5F FAN 100 00
<p>Al-toeboard, L161</p> <p>Made of aluminium, to build the required side protection for type alu quick 80</p>		Length 1,61	1,70	5F FQN 200 00
<p>Al-toeboard, L60</p> <p>Made of aluminium, to build the required side protection at head ends for alu quick 80, alu star 80</p>		Length 0,60	0,80	5F FNN 220 00
<p>Al-toeboard, L246</p> <p>Made of aluminium, to build the required side protection for alu quick 80, alu star 140</p>		Length 2,46	2,60	5F FAN 210 00
<p>Al-end toeboard, L121</p> <p>Made of aluminium, to build the required side protection at head ends for alu star 140</p>		Length 1,21	1,50	5F FNN 220 01
<p>Al-entry bail, W33, H25</p> <p>Made of aluminium, as entry to be assembled to the ladder frame</p>		Width 0,33 Height 0,25	2,90	5F 004 541 70

Description/Comments	Picture	Measure m	Weight kg	Code
<p>Castor 3,0 kN, Ø 150, H33, with connection</p> <p>Permissible load 3.0 kN, wheel diameter 150 mm, with brake device</p>		Height 0,33	2,50	3Z LKR 151 06
<p>Special bolt M 10 x 60 with nut</p> <p>To secure the castor 3.0 kN against falling out of the mobile beams or ladder frames</p>		M10 x 60	0,05	3Z SES 010 01
<p>Castor 11.9 kN, Ø 200, w. spindle L60</p> <p>Permissible load 11.9 kN, wheel diameter 200 mm, with double sided brake device and load centring, the castor can be secured against falling out of the mobile beams</p>		Height 0,86	9,00	5F SOG 840 00
<p>Scaffold tie L110</p> <p>Steel hot-dip galvanised, to support the mobile tower below the decking</p>		Length 1,10	3,90	5F SNN 240 00
<p>Scaffold tie L190</p> <p>Steel hot-dip galvanised, to support the mobile tower below the decking</p>		Length 1,90	6,44	5F SNN 240 13
<p>Scaffold tie coupler with starhandle nut</p> <p>Steel hot-dip galvanised, to fix the scaffold tie to the mobile tower</p>			1,30	5F 004 572 19
<p>Ballast block 10.6 kg, with half coupler with star handle nut</p> <p>Steel hot-dip galvanised, with half coupler, to reach greater heights</p>			10,60	5F 004 572 05

Description/Comments	Picture	Measure m	Weight kg	Code
<p>Supplementary Components</p> <p>Counter nut, L15, for mobile beam</p> <p>For additional stabilizing of the castor spindle</p>		Length 0,15	0,80	5F FAN 030 00
<p>Outrigger L260 telescopic</p> <p>For enlarging the base of the mobile tower where mobile beams or outriggers L150 cannot be used for type 4601, 4602</p>		Length 2,60	9,20	5F FAN 410 00
<p>Al-stabilizing tube for outrigger L260</p> <p>To reinforce and stabilized the outrigger L260, telescopic for type 4601, 4602</p>		Length 0,50	2,75	5F FAN 420 00



ALTRAD plettac assco GmbH Postfach 52 42 · D-58829 Plettenberg
Tel. +49 2391 815-01 · Fax +49 2391 815-343 · info@plettac-assco.de
www.plettac-assco.de



Ukraine
Plettac
28 Sadova Str., 20
04128 Kyiv
Tel.: +380 44 364 9304
info@plettac.ua
www.plettac.ua